

Questionable Measurements?

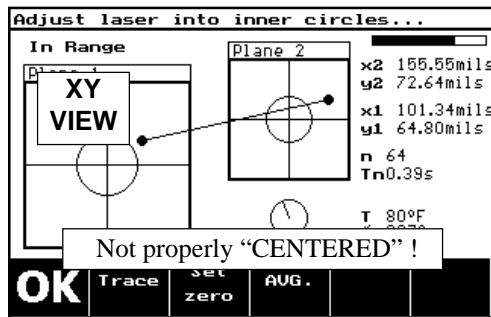
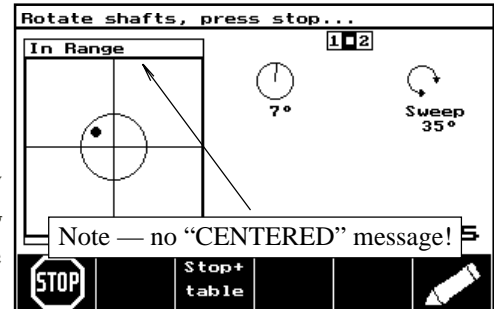
by Voelzow & Company, Inc.

Have you ever gotten the “This measurement is questionable!” message on your Rotalign Pro screen — after you just rotated the shafts all the way around? If so — lets look at what causes this message.

Questionable measurements are almost always caused by one of three things!

1. The Rotalign Pro’s Laser is not properly “Centered” in Both targets inside of the Receiver prior to the rotation. And, the Laser did not stay on both targets for at least 75° during the rotation!
2. The shafts were not rotated the required 75°!
3. The lenses on your system are dirty & it did not get 75°!

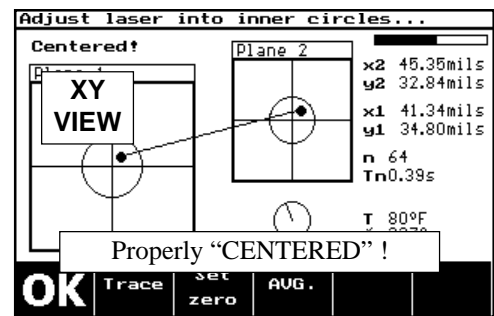
The majority of the time we get calls from users where the answer for them is #1 — the Rotalign Pro’s Laser is not properly “Centered” and they did rotate 360° - or all the way around! Many users mistakenly adjust the Laser on the Cap of the Receiver *using the two thumbwheels on the Laser & never* check to see if they are “Centered” on both targets before pressing the Start button!



The correct way to set up the system is . . . Adjust the fine adjustment thumbwheels on the Laser to the center of their travel, then mount the Laser on the risers and then switch it on. **Now — Do Not touch the fine adjustment thumbwheels!** Adjust beam onto center of Receiver dust cap by sliding the Laser up or down on the risers for the vertical and by loosening the Laser bracket to adjust horizontal - side-to- side. Next, remove the cap from the Receiver and see if “Centered” is on the screen of the computer. If not “Centered” use the on screen arrows to adjust the “Laser” or go to the XY View and center the dot on both targets using the thumbwheels until you have the “Centered” message on the screen!

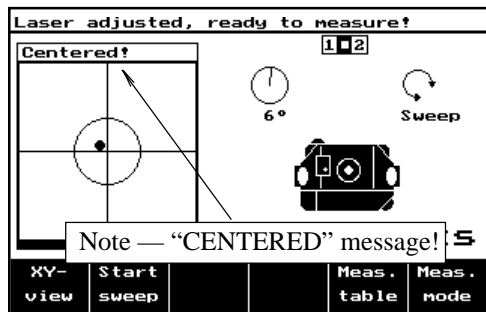
The understanding and use of the XY View feature is not only important it is necessary to be successful with the Rotalign Pro! In order for a hunter to get a Buck he has to keep the rifle on target - he can't just shoot in the Buck's direction - he has to follow through & so do we — with the Laser!

Just because the shaft is rotated 360 degrees does not mean we got the required 75 degrees worth of readings on “both” targets! The next time you get the “This measurement is questionable!” message — go to the XY View and watch where the Laser beam “tracks” on “both” front & back targets as you rotate the shafts! Remember, you need to be on both targets for at least 75° of the rotation!



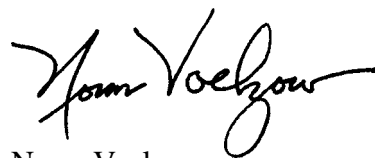
If you rotated 360° & got the “This measurement is questionable!” message you will have watched as the “Laser end” message appeared as the Laser beam disappeared off the back target’s screen!

Note: You don't have to be on the crosshairs — just be in the circles!



Let us know if you have any more questions on the Rotalign Pro.

Have a Great Day!



Norm Voelzow

Voelzow & Company, Inc.
P. O. Box 0158
Wingate, NC 28174

704-233-9222, Fax: 704-233-9211
Email: voelzow@perigee.net
Web: <<http://www.LaserAlignment.Net>>